

Folding door system

- ▶ WingLine 230 / side mounted
- ▶ All the benefits at a glance



For mammoth tasks.

WingLine 230 is the giant among folding door systems: areas of over 6 m² are opened up in a single movement. Perfect for large cabinets, e.g. in the office or utility room. As an agile room divider. Or for a walk-in wardrobe in living areas that can be opened and closed with a turn of the hand. WingLine 230 has exactly what it takes, supporting doors with a wing weight of 20 to 25 kg. Extremely sturdy: side mounting with Sensys 8645i fast assembly concealed hinge. WingLine 230 requires neither centre panels nor a bottom guide.

Folding door system

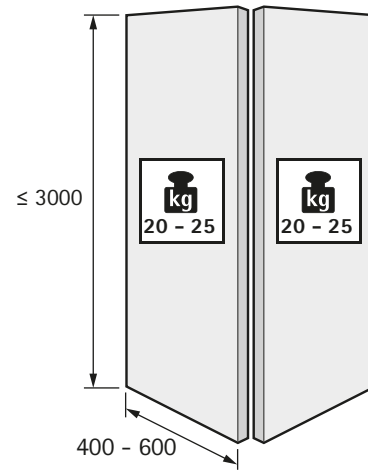


- ▶ WingLine 230 / side mounted
- ▶ Performance summary

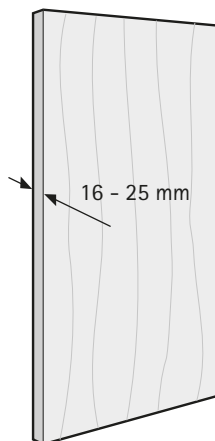
Technical details in brief

- ▶ For 1 folding door with 2 wings
- ▶ Overlay door position
- ▶ For wooden doors
- ▶ Suitable for use with Sensys hinge with Silent System
- ▶ Door wing weight 20 to 25 kg
- ▶ Door height up to 3000 mm
- ▶ Door wing width up to 600 mm
- ▶ Tested with 40000 cycles

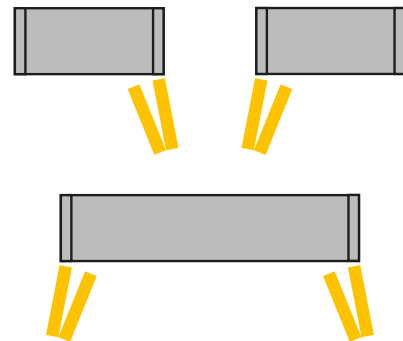
Door size and door weight



Door material



Number of door wings and door position

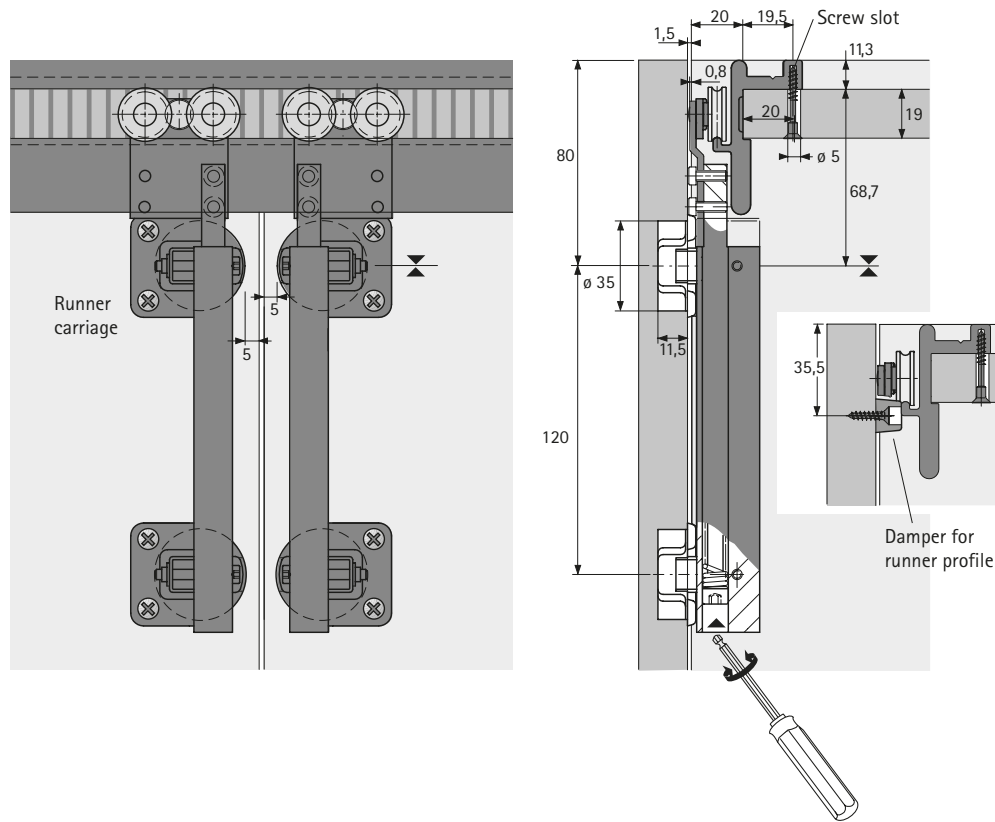


Folding door system

- ▶ WingLine 230 / side mounted
- ▶ Performance summary



Operating principle / 1 folding door with 2 wings



- ▶ WingLine 230 / side mounted
- ▶ System components

WingLine 230 set



- ▶ Set contains all the parts required for 1 folding sliding door with 2 wings, right or left, or 2 folding doors with 2 wings each on right and left

Set comprises:

- ▶ 1 / 2 running components
- ▶ 5 / 10 folding door hinges for pressing in
- ▶ 1 / 2 dampers on the loose shelf
- ▶ 1 / 2 dampers on the runner profile
- ▶ Fixing material

Advice:

- ▶ Please order profiles separately (see below)

Hinge side of cabinet	Order no.	PU
left	0 010 083	1 set
right	0 010 084	1 set
left and right	0 079 015	1 set

Runner profile



- ▶ For 19 mm top shelf
- ▶ For screwing on
- ▶ Length 2,400 mm
- ▶ Aluminium, anodized black / powder coated white

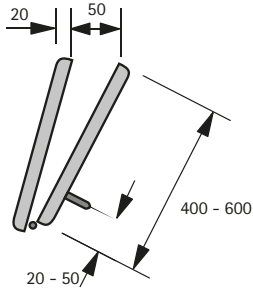
Colour	Order no.	PU
white	0 079 013	1/4 ea.
black	0 079 014	1/4 ea.

Folding door system

- ▶ WingLine 230 / side mounted
- ▶ Planning dimensions

Installation dimensions for WingLine 230

2-wing door set



2-wing folding door

Door width 800 - 1200 mm
 Door weight / wing 20 - 25 kg
 Door wing height 2000 - 3000 mm

Calculation of door width / door wing width

2 folding doors with 4 wings

Door width = inside carcase width + (2 x overlay¹)

Door panel width = (inside carcase width - 3 x reveal + 2 x overlay¹) ÷ 4

Overlay¹: max. 15 mm, C dimension 5 mm

1 folding door with 2 wings

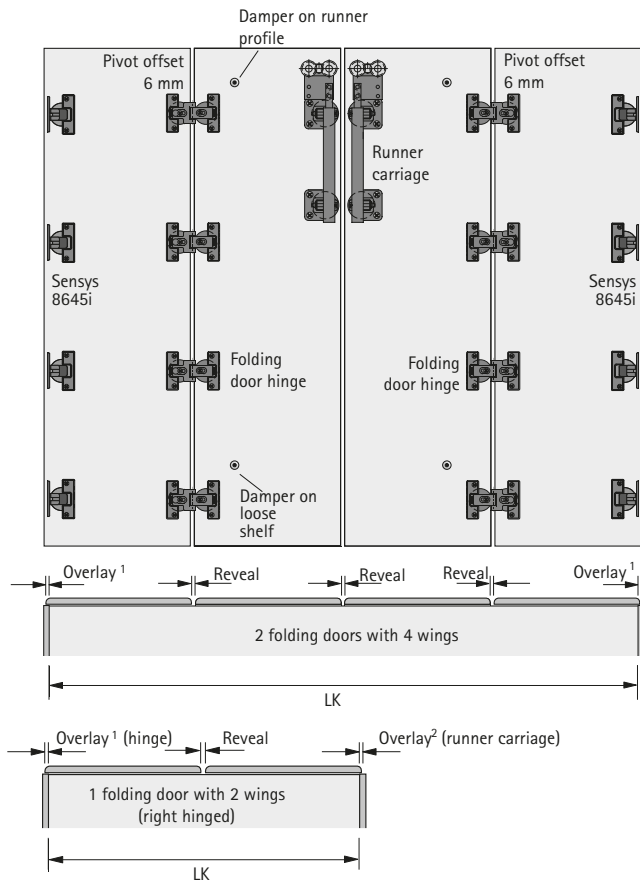
Door width = inside carcase width + (overlay¹ + overlay²)

Door panel width = (inside carcase width - 1 x reveal + overlay¹ + overlay²) ÷ 2

Overlay¹: max. 15 mm, C dimension 5 mm

Overlay²: max. 4 mm

4-wing folding door



Drilling patterns

