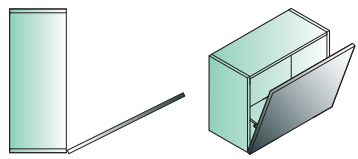
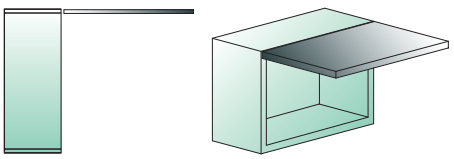
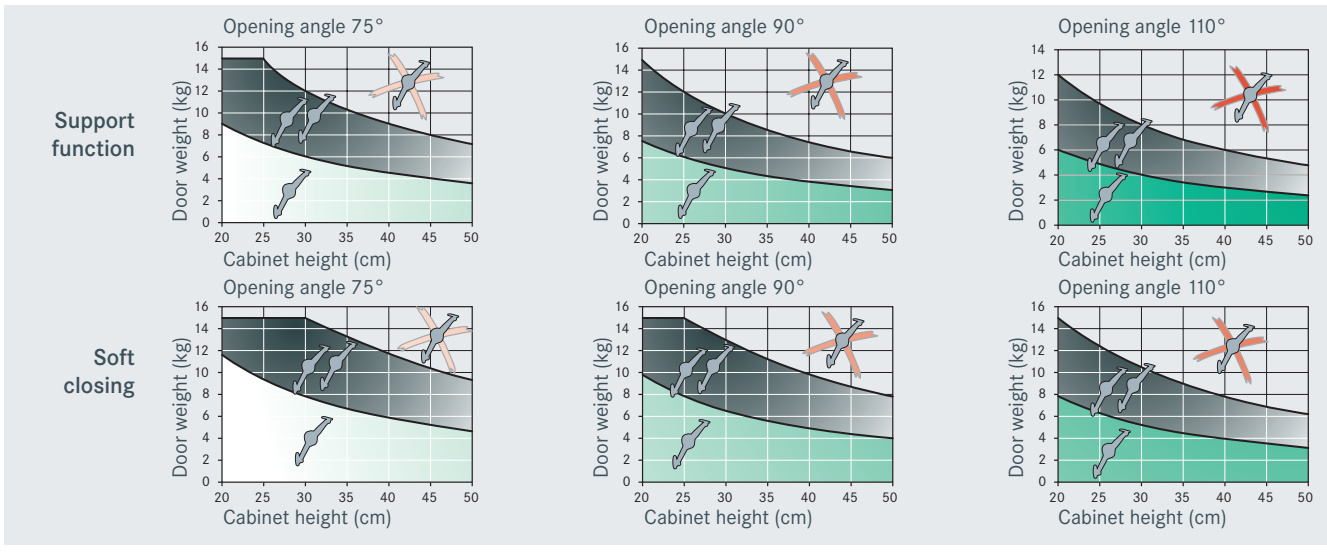




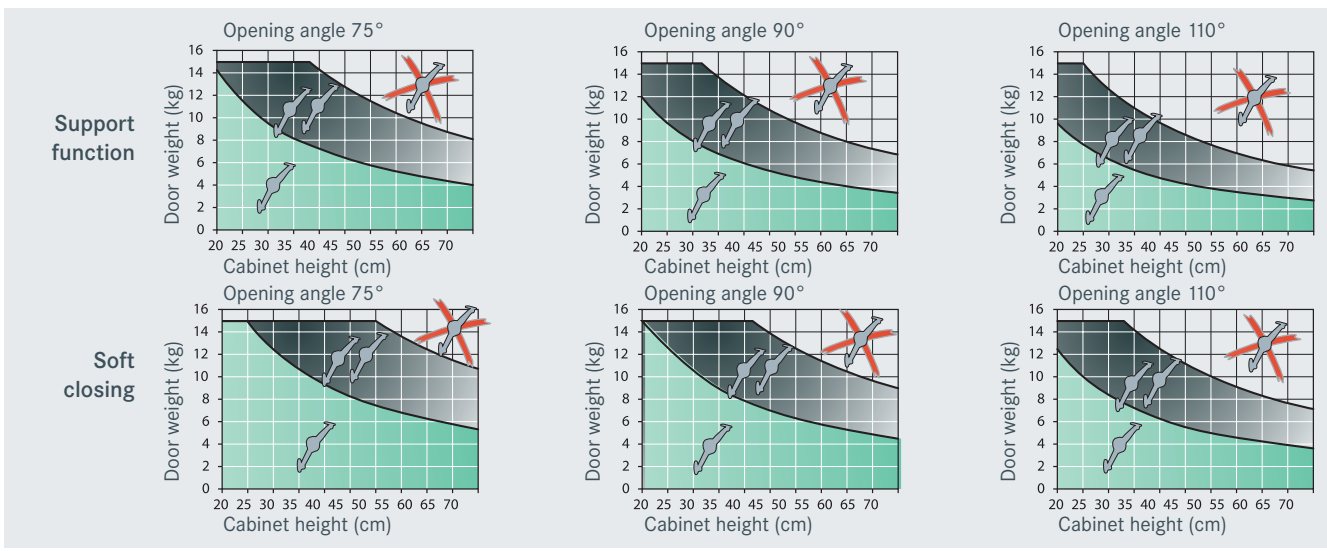
Duo/Duo Forte



Lift force diagrams for Duo



Lift force diagrams for Duo Forte



Art. no.

Duo flap support

for small to medium-sized doors;
install right or left

Opening angle: 75°, 90° and 110°

27 1690

**Duo Forte flap support**

for small to medium-sized doors;
install right or left

Opening angle: 75°, 90° and 110°

27 1700

**Mounting bracket**

for 37-mm hole spacing

27 0111

**Mounting bracket**

for 28-mm hole spacing

27 0114

**Mounting bracket****for wooden doors**

and doors with wide frames

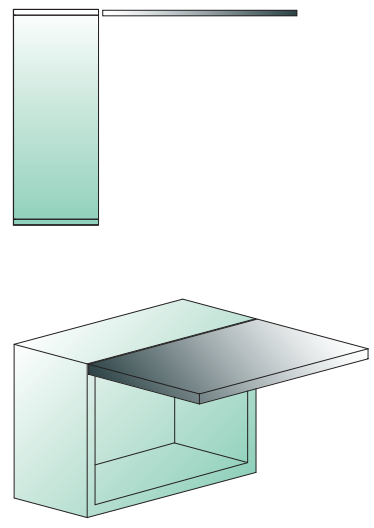
27 0107

**Mounting bracket**

for 20-mm aluminium frame doors

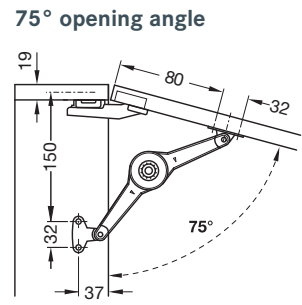
27 0119



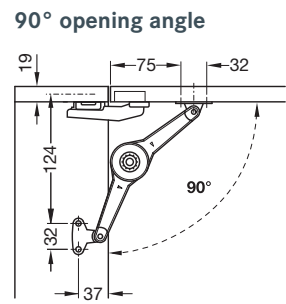


Duo Touch Opening
(requires cup hinge with push-to-open function!)

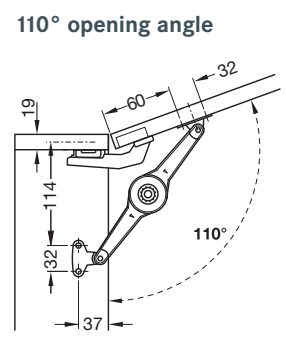
	1 support		2 supports	
	Max. front weight	Opening gap	Max. front weight	Opening gap
	kg	mm	kg	mm
200	10.2	40	10.2	35
250	8.8	40	10.1	35
300	7.9	50	9.9	40
350	7.5	45	9.8	40
400	5.6	45	9.2	40
450	5.6	65	8.4	45
500	5.5	85	6.5	50










200	6.6	30	9.6	30
250	6.5	32	9.3	30
300	6.5	40	7.5	40
350	6.4	45	7.1	50
400	5.6	50	6.9	50
450	5.2	70	6.9	65
500	4.5	75	6.7	65



200	7.6	55	9.6	40
250	6.8	70	9.0	45
300	5.5	95	9.0	50
350	4.8	100	7.3	70
400	4.2	110	7.2	75
450	3.4	120	6.2	80
500	3.0	130	5.1	80



	Art. no.	
<p>Duo flap support for small to medium-sized doors; install right or left</p> <p>Opening angle: 75°, 90° and 110°</p>	27 1690	
<p>Mounting bracket for 37-mm hole spacing</p>	27 0111	
<p>Mounting bracket for 28-mm hole spacing</p>	27 0114	
<p>Mounting bracket for wooden doors and doors with wide frames</p>	27 0107	
<p>Mounting bracket for 20-mm aluminium frame doors</p>	27 0119	
<p>Magnetic catch</p>	27 1520	
<p>Magnetic catch with base plate</p>	27 1521	
<p>Counterplate for magnet knock in</p>	27 1522	